

FINAL

Άρης Νικαίας **85 - 80** Ιπποκράτης Κω

68% 17 / 25 FT 14 / 17 82%

63% 22 / 35 2p 24 / 41 59%

38% 8 / 21 3p 6 / 27 22%

29 - 5 Rb 25 - 13

12 Tu 12

Referees: Γιακείμη - Τσολάκος



| Each Period | 1st | 2nd | 3rd | 4th |
|---------------|-----|-----|-----|-----|
| Άρης Νικαίας | 24 | 28 | 12 | 21 |
| Ιπποκράτης Κω | 15 | 23 | 18 | 24 |

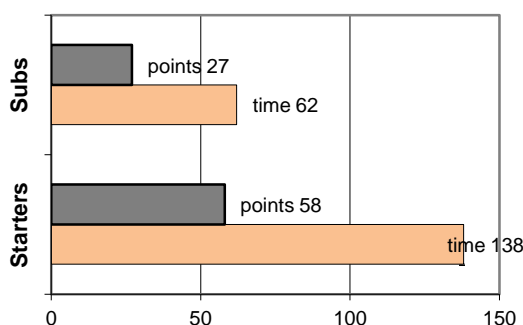
| End of Period | 1st | 2nd | 3rd | 4th |
|---------------|-----|-----|-----|-----|
| Άρης Νικαίας | 24 | 52 | 64 | 85 |
| Ιπποκράτης Κω | 15 | 38 | 56 | 80 |

Coach: Π. Ζερβουλάκος
Γ.Ν.Ο. ΑΡΗΣ ΝΙΚΑΙΑΣ

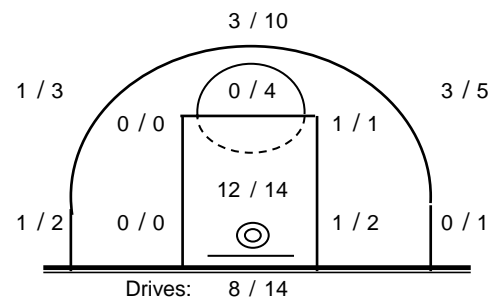
Fast Breaks 5 / 6

| # Player | Time (min) | Points | Ft | 2p | 3p | +/- | Rebs | | As | St | Tu | Bl | Fouls | | Rkg* |
|-----------------------|------------|-----------|----------------|----------------|---------------|-----------|-----------|-----------|-----------|----------|-----------|----------|-----------|-----------|-----------|
| | | | | | | | de | of | | | | | Wo | Co | |
| 4 Γεωργούτσος Σπ. | 33 | 18 | 7 / 11 | 4 / 7 | 1 / 1 | 6 | 9 | 0 | 3 | 2 | 3 | 0 | 9 | 1 | 22 |
| 5 Φωστέρης Αν. | 31 | 14 | 4 / 4 | 2 / 3 | 2 / 6 | -3 | 2 | 0 | 5 | 1 | 5 | 0 | 8 | 2 | 12 |
| 6 Αλτζαντζής Κων. | 16 | 7 | 2 / 2 | 1 / 1 | 1 / 3 | 0 | 3 | 0 | 0 | 1 | 0 | 0 | 2 | 4 | 9 |
| 7 Κουκουβάκης Κων. | 0 | 0 | 0 / 0 | 0 / 0 | 0 / 0 | 0 | 0 | 0 | 0 | 0 | 0 | 0 | 0 | 0 | - |
| 8 Θεοδοσίου Γ. | 28 | 18 | 0 / 0 | 6 / 10 | 2 / 4 | -6 | 1 | 3 | 0 | 0 | 0 | 0 | 1 | 5 | 16 |
| 9 Στογιάνοβιτς Μ. | 27 | 8 | 2 / 2 | 0 / 1 | 2 / 4 | 16 | 2 | 0 | 2 | 1 | 2 | 0 | 1 | 1 | 8 |
| 10 Γαλίτης Μιχ. | 0 | 0 | 0 / 0 | 0 / 0 | 0 / 0 | 0 | 0 | 0 | 0 | 0 | 0 | 0 | 0 | 0 | - |
| 11 Κόλλιας Σ. | 32 | 14 | 0 / 4 | 7 / 10 | 0 / 0 | 3 | 6 | 2 | 0 | 0 | 1 | 0 | 2 | 2 | 14 |
| 12 Πεταλός Ραφ. | 15 | 4 | 0 / 0 | 2 / 2 | 0 / 1 | 9 | 1 | 0 | 1 | 1 | 0 | 0 | 0 | 3 | 6 |
| 13 Ρεντίφης Αλ. | 15 | 2 | 2 / 2 | 0 / 1 | 0 / 2 | 2 | 2 | 0 | 0 | 0 | 0 | 0 | 1 | 3 | 1 |
| 14 Τράμπαρης Γ. | 1 | 0 | 0 / 0 | 0 / 0 | 0 / 0 | -2 | 0 | 0 | 0 | 0 | 0 | 0 | 3 | 0 | - |
| 15 Κωνσταντόπουλος Κ. | 2 | 0 | 0 / 0 | 0 / 0 | 0 / 0 | 0 | 0 | 0 | 0 | 0 | 0 | 0 | 0 | 0 | - |
| Team | | | | | | | 3 | 0 | | | 1 | 0 | 0 | | |
| 1st quarter | | 24 | 0 / 2 | 6 / 8 | 4 / 8 | | 8 | 2 | 4 | 1 | 3 | 0 | 4 | 5 | 28 |
| 2nd quarter | | 28 | 8 / 12 | 7 / 11 | 2 / 3 | | 6 | 2 | 2 | 2 | 1 | 0 | 9 | 4 | 30 |
| 3rd quarter | | 12 | 2 / 2 | 5 / 10 | 0 / 6 | | 8 | 1 | 3 | 2 | 3 | 0 | 5 | 5 | 12 |
| 4th quarter | | 21 | 7 / 9 | 4 / 6 | 2 / 4 | | 7 | 0 | 2 | 1 | 5 | 0 | 9 | 7 | 20 |
| Final Stats | 200 | 85 | 17 / 25 | 22 / 35 | 8 / 21 | 25 | 29 | 5 | 11 | 6 | 12 | 0 | 27 | 21 | 90 |
| | | | 68% | 63% | 38% | | | 34 | | | | | | | |

Starters- Subs ratio



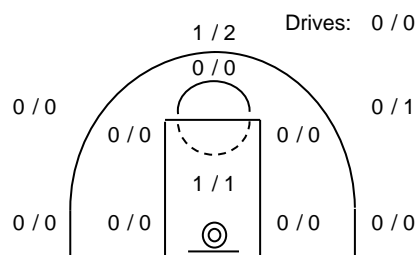
Shot Chart



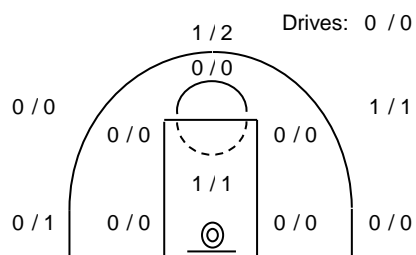
*Ranking= Pts+Rebs+As+St+B-Mished Shots-Tu (Time Played>7min.)

Offense Analysis:

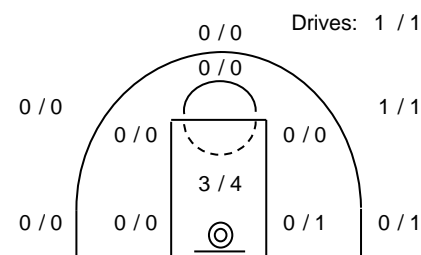
Play performance:



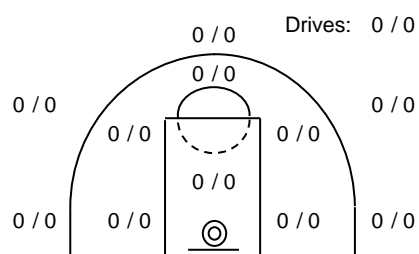
Motion Points: 5
 Played Fouls won: 0
 4 times Turnovers: 0



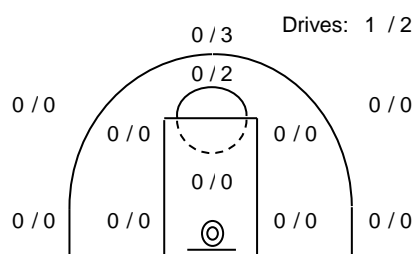
Μπουινιά Points: 8
 Played Fouls won: 1
 7 times Turnovers: 1



5 Points: 14
 Played Fouls won: 3
 13 times Turnovers: 2



11 Points: 4
 Played Fouls won: 4
 5 times Turnovers: 1



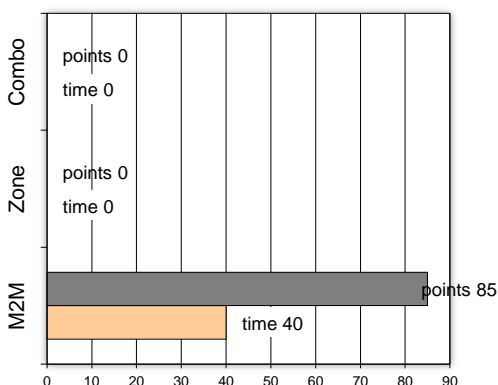
2 πάνω Points: 2
 Played Fouls won: 2
 10 times Turnovers: 1

Notes:

Against Defense Types:

Turnovers:

Fast breaks:



Έγιναν 12 λάθη
0 ήταν χρονικές υπερβάσεις,
1 ήταν παραβάσεις γραμμών,
8 ήταν λάθη κατοχής και
3 ήταν βήματα ή μεταφορά.

Επετεύχθησαν 5 αιφνιδιασμοί
3 ήταν πρωτεύοντες
0 ήταν δευτερεύοντες
2 προήλθαν από λάθος
 του αντιπάλου

Πραγματοποιήθηκαν συνολικά 83 επιθέσεις, με απόδοση 1.02 έναντι 91 επιθέσεων των αντιπάλων.

Defense Analysis:

Ιπποκράτης Κω

Opponent's shot chart

Defense Types Performance

| | |
|----------------------------|--------------|
| 4 Δημητρίεβιτς Μ. | 0 |
| 5 Κουκουράβας Ε. | 7 |
| 16 Γκοτάτσας Ε. | 10 -2 |
| 7 Σκουφής Γ. | 18 -2 |
| 8 Βουρλούμης Κ. | 0 |
| 9 Μελεούνης Δ. | 4 |
| 10 Ασημακόπουλος Α. | 17 -1 |
| 11 Γιαννούλης Γ. | 0 |
| 12 Χαρίσης Κ. | 15 |
| 13 Ψάλτου Μ. | 7 -1 |
| 14 Χρήστου Φ. | 2 |
| 15 | 0 |

